

BI-POLARIZED

雙極性品

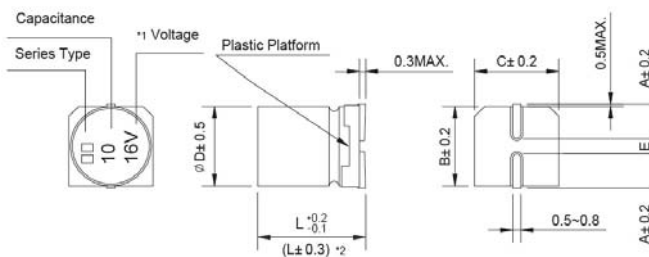
- Bi-polarized with general temperature +85°C
雙極性和適用於 +85°C 的常規溫度
- Load life of 1000 hours
負荷壽命 1000 小時
- Comply with the RoHS directive
符合 RoHS 指令



□ SPECIFICATIONS 特性表

Items 項目	Characteristics 主要特性									
Operation Temperature Range 使用溫度範圍	-40 ~ +85°C									
Voltage Range 額定工作電壓範圍	6.3 ~ 50V									
Capacitance Range 靜電容量範圍	0.1 ~ 100μF									
Capacitance Tolerance 靜電容量允許偏差	±20% at 120Hz, 20°C									
Leakage Current 漏電流	Leakage current ≤ 0.005CV or 10μA, whichever is greater (after 2 minutes application of rated voltage) 漏電流 ≤ 0.005CV 或 10μA, 取較大值 (施加額定工作電壓 2 分鐘後)									
Dissipation Factor (tan δ) 損耗角正切	Measurement frequency 測試頻率: 120Hz, Temperature 溫度: 20°C									
	<table border="1"> <tr> <td>Rated Voltage (V) 額定工作電壓</td> <td>6.3</td> <td>10</td> <td>16, 25</td> <td>35, 50</td> </tr> <tr> <td>tan δ (max.) 最大損耗角正切</td> <td>0.24</td> <td>0.20</td> <td>0.17</td> <td>0.15</td> </tr> </table>	Rated Voltage (V) 額定工作電壓	6.3	10	16, 25	35, 50	tan δ (max.) 最大損耗角正切	0.24	0.20	0.17
Rated Voltage (V) 額定工作電壓	6.3	10	16, 25	35, 50						
tan δ (max.) 最大損耗角正切	0.24	0.20	0.17	0.15						
Stability at Low Temperature 低溫特性	Measurement frequency 測試頻率: 120Hz									
	Rated Voltage (V) 額定工作電壓	6.3	10	16, 25	35, 50					
	Impedance Ratio 阻抗比 Z(-25°C) / Z(20°C)	4	3	2	2					
	ZT/Z20 (max.)	8	6	4	3					
Load Life 高溫負荷特性	After 1000 hours application of the rated voltage at 85°C (the polarity needs to exchange every 250 hours), they meet the characteristics listed below. 在 85°C 環境中施加額定工作電壓 1000 小時 (每 250 小時必須轉換一次極性) 後, 電容器的特性符合下表的要求。									
	Capacitance Change 靜電容量變化率	Within ±20% of initial value 初始值的±20%以內								
	Dissipation Factor 損耗角正切	200% or less of initial specified value 不大於規範值的 200%								
Shelf Life 高溫貯存特性	After leaving capacitors under no load at 85°C for 1000 hours, they meet the specified value for load life characteristics listed above. 在 85°C 環境中無負荷放置 1000 小時後, 電容器的特性符合高溫負荷特性中所列的規定值。									
	Capacitance Change 靜電容量變化率	Within ±10% of initial value 初始值的±10%以內								
	Dissipation Factor 損耗角正切	initial specified value or less 不大於規範值								
Resistance to Soldering Heat 耐焊接熱特性	After reflow soldering and restored at room temperature, they meet the characteristics listed below. 經過回流焊並冷卻至室溫後, 電容器的特性符合下表的要求。									
	Capacitance Change 靜電容量變化率	Within ±10% of initial value 初始值的±10%以內								
	Dissipation Factor 損耗角正切	initial specified value or less 不大於規範值								
Marking 標示	Black print on the case top. 鋁殼頂部黑字印刷。									

□ DRAWING (Unit: mm) 外形圖



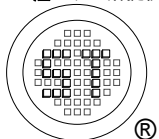
- *1. Voltage mark for 6.3V is [6V] 6.3V 的產品標識為 [6V]
 *2. Applicable to Ø6.3x7.7 適用於 Ø6.3x7.7

□ DIMENSIONS (Unit: mm) 尺寸表

ØD x L	4 x 5.4	5 x 5.4	6.3 x 5.4	6.3 x 7.7
A	1.8	2.1	2.4	2.4
B	4.3	5.3	6.6	6.6
C	4.3	5.3	6.6	6.6
E ± 0.2	1.0	1.3	2.2	2.2
L	5.4	5.4	5.4	7.7


NOTE: All designs and specifications are for reference only and are subject to change without prior notice. If any doubt about safety for your application, please contact us immediately for technical assistance before purchase.

注: 以上所提供的設計及特性參數僅供參考, 任何修改不作預先通知。如果在使用上有疑問, 請在採購前與我們聯繫, 以便提供技術上的協助。



SEMTECH ELECTRONICS LTD.

(Subsidiary of Sino-Tech International Holdings Limited, a company listed on the Hong Kong Stock Exchange, Stock Code: 724)



ISO/TS 16949:2002 Certificate No. 05103 ISO 14001:2004 Certificate No. 7116 ISO 9001:2000 Certificate No. 050608 BS-OHSAS 18001:2007 Certificate No. 7116 IECQ QC 080000 Certificate No. PC18P1481

□ DIMENSIONS & MAXIMUM PERMISSIBLE RIPPLE CURRENT 規格尺寸及最大允許紋波電流

μF	WV Code 代碼	6.3		10		16		25		35		50	
		0J		1A		1C		1E		1V		1H	
0.1	0R1											4 × 5.4	1.0
0.22	R22											4 × 5.4	2.0
0.33	R33											4 × 5.4	2.8
0.47	R47											4 × 5.4	4.0
1	010											4 × 5.4	8.4
2.2	2R2									4 × 5.4	8.4	5 × 5.4	13
3.3	3R3							5 × 5.4	12	5 × 5.4	16	5 × 5.4	17
4.7	4R7					4 × 5.4	12	5 × 5.4	16	5 × 5.4	18	6.3 × 5.4	20
10	100			4 × 5.4	17	5 × 5.4	23	6.3 × 5.4	27	6.3 × 5.4	29	6.3 × 7.7	36
22	220	5 × 5.4	28	6.3 × 5.4	33	6.3 × 5.4	37	6.3 × 7.7	50	6.3 × 7.7	54		
33	330	6.3 × 5.4	37	6.3 × 5.4	41	6.3 × 5.4	49	6.3 × 7.7	61				
47	470	6.3 × 5.4	45	6.3 × 7.7	61	6.3 × 7.7	75						
100	101	6.3 × 7.7	82	6.3 × 7.7	85							Case size 尺寸	Ripple current 紋波電流

• Case size $\varnothing D \times L$ (mm), ripple current (mA rms) at 85°C 120Hz • 尺寸 $\varnothing D \times L$ (mm), 紋波電流(mA rms)於 85°C 120Hz

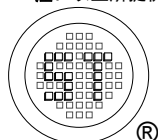
□ FREQUENCY COEFFICIENT OF ALLOWABLE RIPPLE CURRENT 紋波電流頻率補償系數

Frequency 頻率	50Hz	120Hz	300Hz	1KHz	10KHz~
Coefficient 系數	0.70	1.00	1.17	1.36	1.50

- Taping specifications are given in page 11. 編帶標準請參閱第 11 頁。
- Please refer to page 12 for the minimum package quantity. 最小包裝數量請參閱第 12 頁。

NOTE: All designs and specifications are for reference only and are subject to change without prior notice. If any doubt about safety for your application, please contact us immediately for technical assistance before purchase.

注：以上所提供的設計及特性參數僅供參考，任何修改不作預先通知。如果在使用上有疑問，請在採購前與我們聯繫，以便提供技術上的協助。



SEMTECH ELECTRONICS LTD.

(Subsidiary of Sino-Tech International Holdings Limited, a company listed on the Hong Kong Stock Exchange, Stock Code: 724)

